

Maze 6

Maze 6 is a collaboration with Peter Dahmen, both designer and paper artist.

Calming geometry in multiple depths – with foolproof assembly. Maze 6 creates a system of intricate passageways in the ceiling. The product ships flat in six pieces that interlock, creating a three-dimensional shape: simply slide one piece into the other. The material and shape provide effective acoustics and pleasing aesthetics.

The Maze 6 tile is made up of only one tile that is quarter turned to create patterns.

Drop the tiles into any 9/16" or 15/16" tee-grid.

Product Specifications





Material

9mm Polyester (PET) Felt +/- 0.35"



Size

23.75" (l) x 23.75" (w) x 4.3" (d)

note: 6" clearance required above grid. In areas where you do not have this clearance, the flat tile is required.



Weight

3.12 lb



Warranty

3-Year



Flammability

ASTM E84 Class A Certified / CAN/ULC-S102.2




Environmental

Polyester (PET) felt 60% pre-consumer recycled



Color

Choose from one of our standard colors shown below.



Slight variations in color should be expected when using this material. We suggest that you request a material sample to verify felt colors.



Acoustics

Open plenum/cloud installation

- Test Method - ASTM E795-16 Type E-400 Mounting (material only) - NRC .85

Testing results available upon request at sales@fact.design



Lead Time

Ships in four (4) weeks



Application

Commercial/Office, Education, Hospitality, Retail



Pattern

Non-Directional



Installation / Maintenance

Configure each tile according to the illustrations below. Insert the finished tiles into the tee grid.

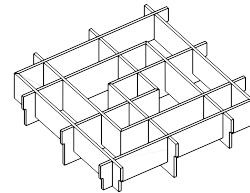
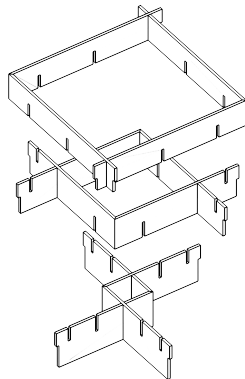
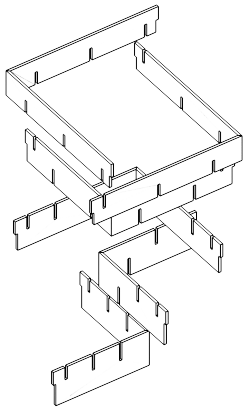
To remove dust or air-borne particulate matter, simply vacuum the tiles or use compressed air. For deeper cleaning of stains, use a clean cloth or sponge with a non-solvent base solution of carpet shampoo always making sure to follow the manufacturer's instructions. Starting from the outside of the stain work in a circular motion towards the center which should avoid spreading the stain. Afterwards, use a clean sponge or cloth with clean warm water to remove excess moisture. Allow to dry, then brush the area gently with a soft brush if needed.

The treatments listed above are intended as general guidance only. FACT design takes no responsibility for any damage that may occur from the execution of the treatment listed above.



Custom Print

We can custom-print your tiles with any pattern, image, or color that you can imagine. Tie in your brand, rep your school, or just create something amazing. Get in touch for a quote to custom-print your project.



camira Blazer - Catagory A

Min. Requirements:
Ceilings - 160 sq. ft. per color
Walls - 40 sq. ft. per color

If your project requires less, please reach out to your **local rep** to discuss the project.

camira Blazer Lite - Catagory A

Min. Requirements:
Ceilings - 160 sq. ft. per color
Walls - 40 sq. ft. per color

If your project requires less, please reach out to your **local rep** to discuss the project.

kvadrat Divina 3 - Catagory B

Min. Requirements:
Ceilings - 320 sq. ft. per color
Walls - 40 sq. ft. per color

If your project requires less, please reach out to your **local rep** to discuss the project.

kvadrat Divina Melange 3 - Catagory B

Min. Requirements:
Ceilings - 320 sq. ft. per color
Walls - 40 sq. ft. per color

If your project requires less, please reach out to your **local rep** to discuss the project.

kvadrat Divina MD - Catagory B

Min. Requirements:
Ceilings - 320 sq. ft. per color
Walls - 40 sq. ft. per color

If your project requires less, please reach out to your **local rep** to discuss the project.



metro faux felt - Category A

Min. Requirements:
Ceilings - none
Walls - none
